


汉语教程

The background features a large, semi-circular fan with a traditional Chinese landscape painting. The painting depicts a mountainous region with a river, trees, and a small building. The fan is rendered in a light, muted green color, and the overall background is a soft, light beige. A thin horizontal line is positioned below the title.

第一课 你好(hello)

*syllables

nǐ hǎo

*characters

你 好

tone



Nǐ

← finals (vowels)

↑ initials (Consonant)

tone



hǎo

← finals (vowels)

↑ initials (Consonant)

1、initials: b p m f

(1) b

(2) p

(3) m

(4) f


2、finals: a o e



o ← e



3、 i u ü

i



ü

4、拼音syllables



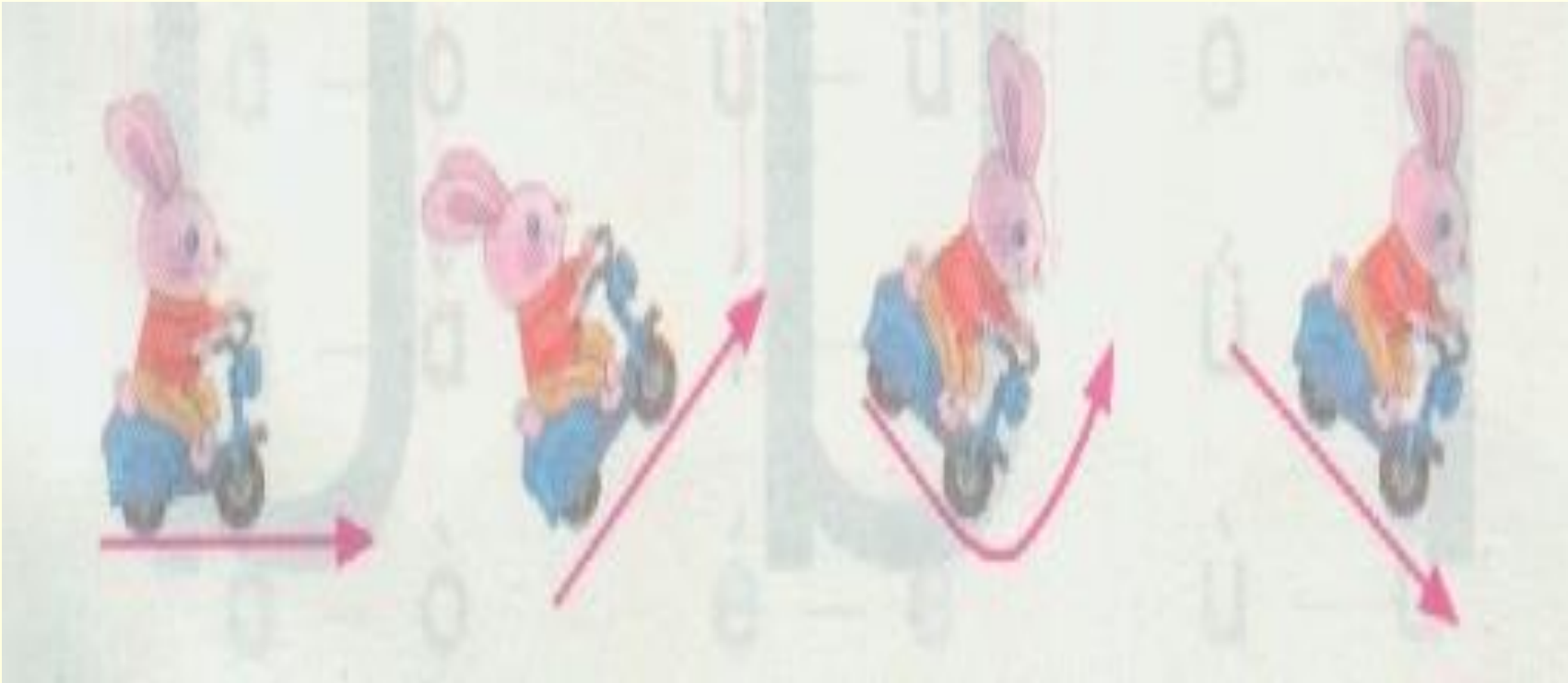


b+a → ba

	a	o	e	i	u	ü
b			×			×
P			×			×
m						×
f			×	×		×

	a	o	e	i	u	ü
b	ba	bo	×	bi	bu	×
P	pa	po	×	pi	pu	×
m	ma	mo	me	mi	mu	×
f	fa	fo	×	×	fu	×

5、声调 (tones)

ā á ǎ à





ā

á

ǎ

à

ō

ó

ǒ

ò

ē

é

ě

è



ī

í

ï

ì

ū

ú

ǔ

ù

ū

ú

ǔ

ù

Writing of tones(1)

* A tone-indicator is placed above the vowel if it is a single-final. For example:

* **dà** **pò** **mē** **bǐ** **bǔ**

* If a tone-indicator is placed above i, the dot on the top of i must be omitted. For Example:

* **bǐ** **mǐ** **pì**

(1) bā bá bǎ bà

(2) pā pá pǎ pà

(3) mā má mǎ mà

(4) fā fá fǎ fà

(区别送气与否)

(1) bī bí bǐ bì

(2) pī pí pǐ pì

(3) mī mí mǐ mì

(区别送气与否)

6、 initials : d t n l

(1) d

(2) t

(3) n

(4) l

	a	o	e	i	u	ü
d		×				×
t		×				×
n		×				
l		×				

	a	o	e	i	u	ü
d	da	×	de	di	du	×
t	ta	×	te	ti	tu	×
n	na	×	ne	ni	nu	nü
l	la	×	le	li	lu	lü

(1) dī dí dǐ dì

(2) tā tá tǎ tà

(3) nī ní nǐ nì

(4) nā ná nǎ nà

传声筒
Bingo



7、 initials : g k h

(1) g

(2) k

(3) h

	a	e	u
g			
k			
h			

	a	e	u
g	ga	ge	gu
k	ka	ke	ku
h	ha	he	hu

(1) gē gé gě gè

(2) kē ké kě kè

(3) gū gú gǔ gù

(4) kū kú kǔ kù

8、 yi wu yu

	i	u	ü
n	ni	nu	nü
●	yi	wu	yu

Yi=i

yī=ī

yí=í

yǐ=ǐ

yì=ì

wu=u

wū=ū

wú=ú

wǔ=ǔ

wù=ù

Yü = ü

yū = ū

yú = ú

yǔ = ǔ

yù = ù

9、 finals: ai ei ao ou

(1) ai

(2) ei

(3) ao

(4) ou

	ai	ei	ao	ou
b				×
p				
m				
f	×		×	

	ai	ei	ao	ou
b	bai	bei	bao	×
p	pai	pei	pao	pou
m	mai	mei	mao	mou
f	×	fei	×	fou

	ai	ei	ao	ou
d				
t				
n				
l				

	ai	ei	ao	ou
d	dai	dei	dao	dou
t	tai	tei	tao	tou
n	nai	nei	nao	nou
l	lai	lei	lao	lou

	ai	ei	ao	ou
g				
k				
h				

	ai	ei	ao	ou
g	gai	gei	gao	gou
k	kai	kei	kao	kou
h	hai	hei	hao	hou

Writing of tones

- * When a final consists of two or more vowels, the tone-indicator is placed above the vowels according to the order of *a*, *o*, *e*, *i*, *u* and *ü*, and the former is a first priority, For example:

* *dāi* *dēi* *dāo* *dōu*

(1) bāi bái bǎi bài

(2) pāi pái pǎi pài

(3) māi mái mǎi mài

(4) fēi féi fěi fèi

(5) bēi béi běi bèi

(6) lēi léi lěi lèi

(7) bāo báo bǎo bào

(8) māo máo mǎo mào

(9) dāo dáo dǎo dào

(10) gōu góu gǒu gòu

(11) mōu móu mǒu mòu

(12) tōu tóu tǒu tòu

(13) tāo táo tǎo tài


(14) lōu lóu lǒu lòu

(15) hāi hái hǎi hài

10、生词 (new word)

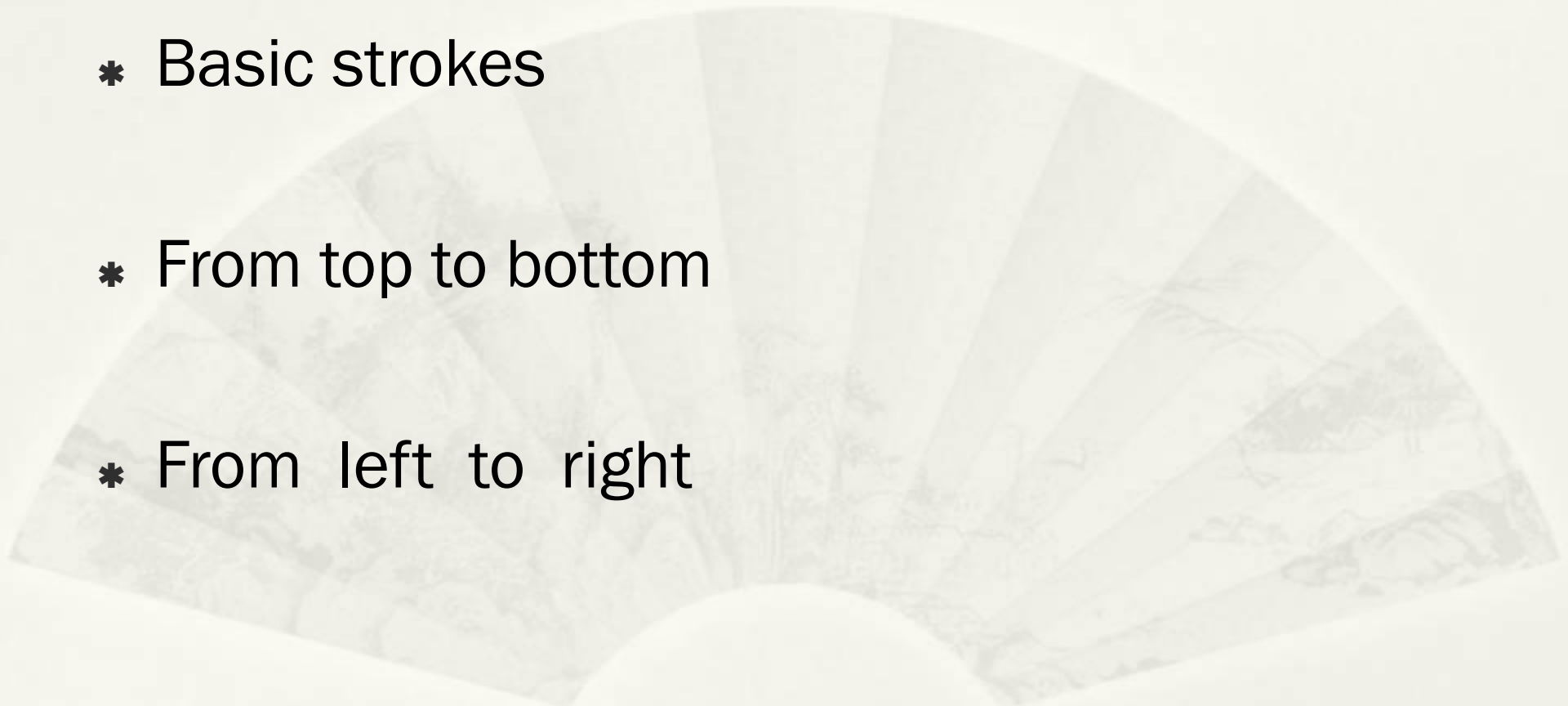
(1) yī

1



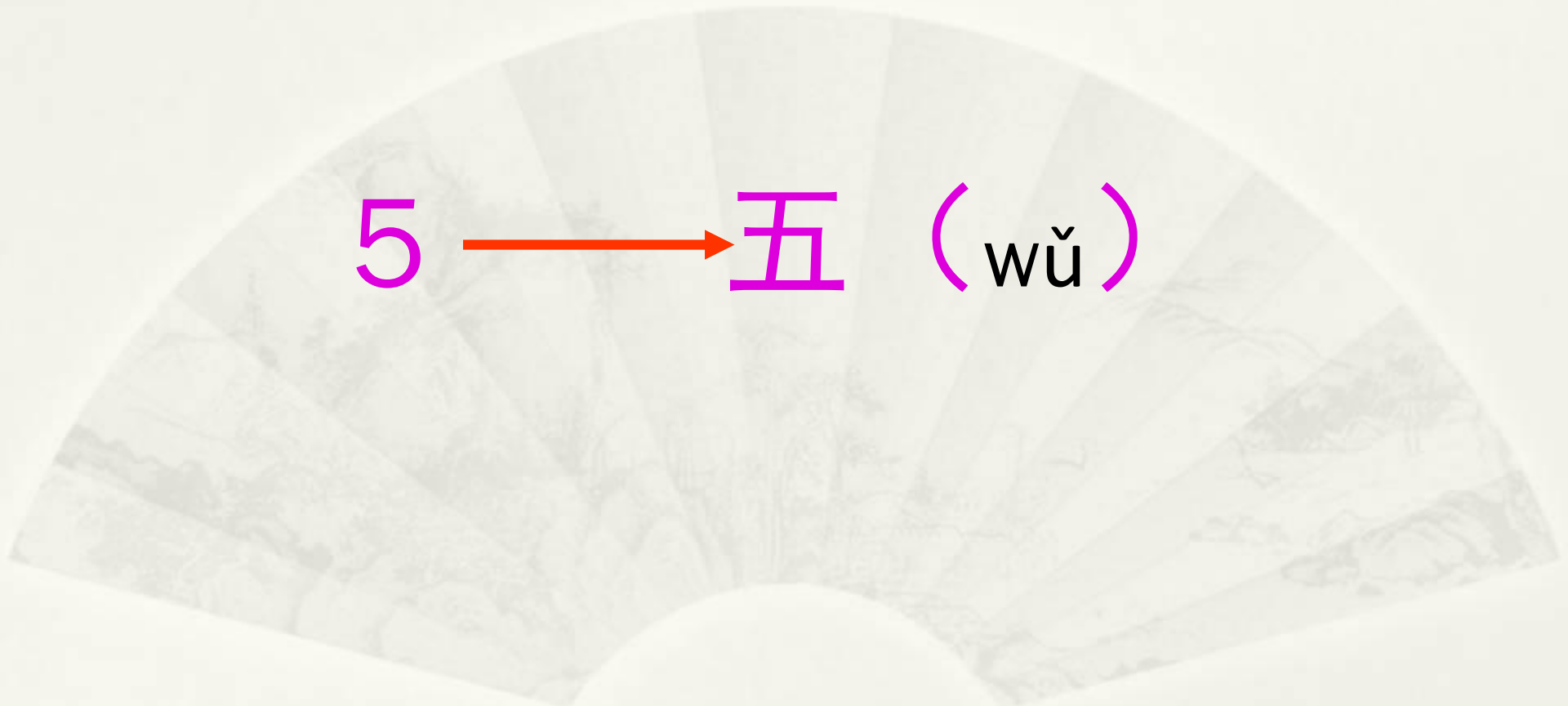
(yī)

character

- * Basic strokes
 - * From top to bottom
 - * From left to right
- 


(2) wǔ

5 → 五 (wǔ)



(3) bā

8



八 (bā)

(4) dà



大 (dà)





大 (dà)




(5) mǎ



马 (mǎ)

(6) bái



白 (bái)




(7) kǒu



口 (kǒu)


(8) bù



不 (bù)

(9) nǐ—你(you)

(10) hǎo—好 (good, fine)



你好!


11、认读练习



你



好



八






大




馬



不



白



xuéxí

学习 (Learn new)

汉语名字 Hànyǔ míngzi

Chinese Name

How to simply introduce yourself ?

Nǐ hǎo. Nǐ jiào shénme míngzi?

A: 你 好。 你 叫 什 么 名 字 ？

Hello. What is your name?

Nǐ hǎo. Wǒ jiào

B: 你 好。 我 叫

Hello. I call

Zuò yè

作业 (homework)

1.完成12页的作业。

Finish page 12.

2.抄写自己的汉语名字，每个五遍。

Transcribe your own Chinese name, 5 times.

3.学会向同学介绍自己的汉语名字。

Learn to introduce your Chinese name to your classmates.